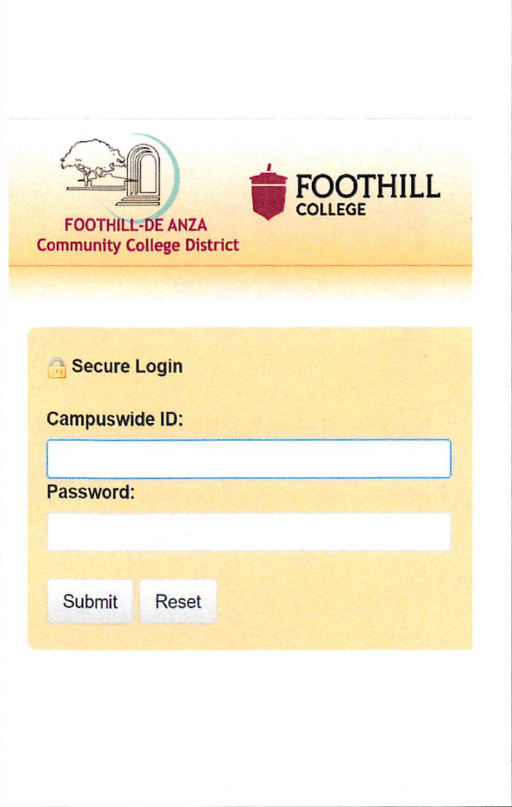


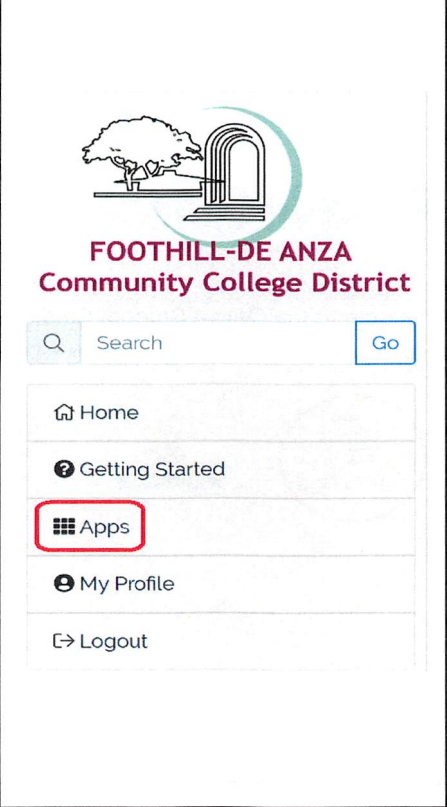
Clockwork: Online Intake

Step 1: Login to MyPortal




The screenshot shows the login page for the Foothill College District MyPortal. At the top, there is a header with the Foothill College logo and the text "FOOTHILL COLLEGE" and "FOOTHILL-DE ANZA Community College District". Below the header is a "Secure Login" section with a yellow background. It contains a "Campuswide ID:" label, a text input field, a "Password:" label, another text input field, and two buttons labeled "Submit" and "Reset".

Step 2: Select Apps



The screenshot shows the app selection menu for the Foothill College District MyPortal. At the top, there is a header with the Foothill College logo and the text "FOOTHILL-DE ANZA Community College District". Below the header is a search bar with a magnifying glass icon, a "Search" text field, and a "Go" button. Below the search bar is a list of app categories: "Home", "Getting Started", "Apps", "My Profile", and "Logout". The "Apps" category is highlighted with a red box.

Step 3: Under 'Students' tab Select 'Clockwork' Application



The screenshot shows the "Students" tab in the Foothill College District MyPortal. The "Students" tab is expanded, showing a grid of application tiles. The tiles include: "academicworks", "Academic Works", "Add Request for Foothill Online Courses", "Allied Health", "ClockWork", "ClockWork", "Degreeworks", "checkup", and "eCHECKUP TO GO". The "ClockWork" tile in the second row, first column is circled in red.

Step 4: Select 'Clockwork Foothill Disability Services'

[← Back](#)

Clockwork

Students

Clockwork provides online access for students Disability Services staff members and view disa

[Clockwork Foothill Disability Services](#)

[Clockwork VET Login](#)

Step 5: Choose 'Online Intake'

Foothill College
Upgrade. Advance.

[Main menu](#)

Welcome to the Online Student Services

Note: If you are a new Foothill Disability Resource Center (DRC) student, you must complete the forms.


[Online Intake](#)


[My Schedule](#)

[Re](#)

Step 6: Read the information and click 'Register'

Foothill College
Upgrade. Advance.

[Register](#)

New DRC Student Registration Information

- 1) This online intake form is for NEW students only. Resource Center (DRC) at Foothill College.
- 2) Prior to accessing the intake form: